

**Instructions:** Cut apart the animal pictures. Lay the pieces facedown. Have the kids play the Animal Matching Game until each animal is paired.









**PRESCHOOL 1.2 SMALL GROUP GAME**



Scripture quotations marked (NLT) are taken from the Holy Bible, New Living Translation, copyright ©1996, 2004, 2015 by Tyndale House Foundation. Used by permission of Tyndale House Publishers, Inc., Carol Stream, Illinois 60188. All rights reserved.

© 2020 by The General Council of the Assemblies of God, 1445 N. Boonville Ave., Springfield, Missouri 65802. All rights reserved.

Permission to copy for local church use only.



**Instructions:** Cut apart the animal pictures. Lay the pieces facedown. Have the kids play the Animal Matching Game until each animal is paired.

**PRESCHOOL 1.2 SMALL GROUP GAME**



Scripture quotations marked (NLT) are taken from the Holy Bible, New Living Translation, copyright ©1996, 2004, 2015 by Tyndale House Foundation. Used by permission of Tyndale House Publishers, Inc., Carol Stream, Illinois 60188. All rights reserved.

© 2020 by The General Council of the Assemblies of God, 1445 N. Boonville Ave., Springfield, Missouri 65802. All rights reserved.

Permission to copy for local church use only.